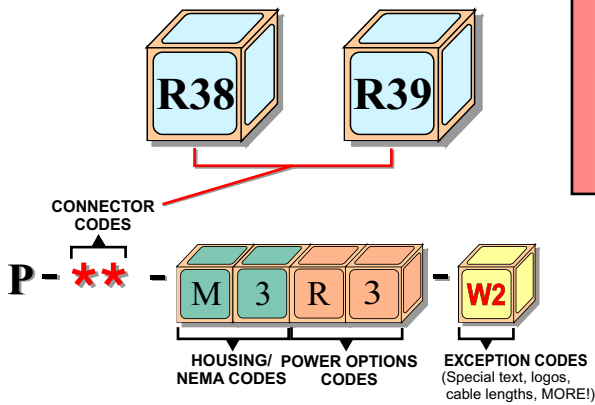


# GracePort® 2:1 and 4:1 Data Switches Data Sheet



## W2 Exception Code & Application

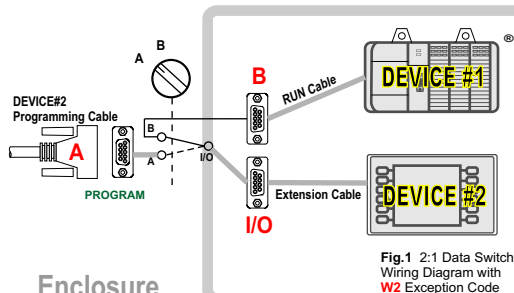


Fig.1 2:1 Data Switch Wiring Diagram with W2 Exception Code

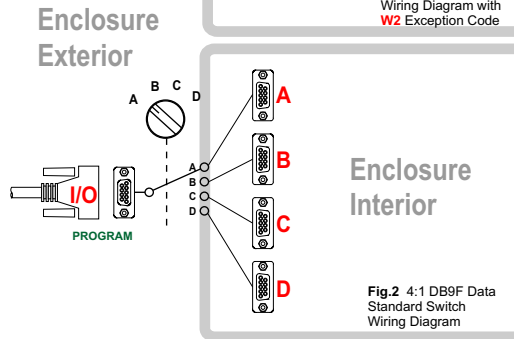


Fig.2 4:1 DB9F Data Standard Switch Wiring Diagram

**Application:** GracePort® Data Switch Interfaces allow convenient programming of multiple devices from a single location outside the enclosure.

A 2:1 data switch interface allows you to select between (2) separate devices, while a 4:1 (Fig 2) interface allows you to select between (4) separate devices. See chart 1 for available data switch interfaces connector types.

## ORDERING:

### Standard Configuration (Fig. 2):

GracePort® data switches come configured with the "I/O" port on the front (panel exterior) and the "A" and "B" ports inside the enclosure.

### Wiring Exception Code W2 (Fig. 1)

The W2 exception code specifies that Port "A" is installed on the exterior, while "I/O" and "B" is installed on the interior. This is only applicable for 2:1 data switches.

**Note:** This application allows you to program ONLY DEVICE #2 through port A of the Data Switch. (DEVICE #1 may have a secondary programming port). If DEVICE #1 has only one port (RUN/PROG), then reference the GracePort® R49 Crossover Switches.

### Custom Text:

Add a "-T" on the end of the part number and specify front and rear text with your order.

### Data Switch Connector Codes

R38	DB9F 2:1	Custom	F	F
R39	DB9F 4:1	Custom	F	F
R36	8MDin 2:1	Custom	F	F
R37	8MDin 4:1	Custom	F	F
R47	DB15 2:1	Custom	F	F
R48	DB15 4:1	Custom	F	F
R101	50 OHM BNC 2:1	Custom	F	F
R102	VGA 2:1	Custom	F	F
R103	RJ11/12 2:1	Custom	F	F
R104	RJ11/12 4:1	Custom	F	F

## INSTALLATION

GracePorts® are intended to be installed by a qualified technician who adheres to applicable regulatory codes. These devices are for mounting on the flat surface of enclosures having the same type environmental ratings.

### SPECIFICATIONS: ELECTRICAL

Low voltage (data), limited to 30 VDC  
High voltage supply (for computer use only)  
120 VAC, 15A (UL), 5A (CSA)  
230-240 VAC, 16A (CE only)

### SPECIFICATIONS: MECHANICAL

Housing: Cast aluminum base  
Latch: Type 304 Stainless Steel (1CR18NI19)  
Cover: Polycarbonate, UV rated, V-O Flame rated  
Gasket: Thermoplastic elastomer  
Insert Material: Acrylic UL94HB

### APPROVALS



UL RECOGNIZED: E207344 (outdoor use)  
CSA: LR110845 (not for interrupting circuit)  
CE: EN61010/EN60950 (Foreign Power Outlets)



5001 Tremont Avenue  
Davenport, IA 52807  
(800) 280-9517 Fax: (563) 386-9639

©2006 Grace Engineered Products, Inc. DataSheets:R38R39:12/2007  
GracePort® is a registered Trademark of Grace Engineered Products, Inc